



PRINZ CUTTING EQUIPMENTS

W O O D

PRINZ CUTTING EQUIPMENTS

















BEST CUT RESULTS WITH PRINZ CUTTING EQUIPMENTS

PRINZ guide-bars, sprockets and pulleys, as well as all the other parts, are all manufactured in-house at Loosdorf in Austria. They are made out of solid steel and do not only fit PRINZ machines but most other common chainsaws too.



Our guide bars are principally available in 3 different versions:

high frequency hardened • with stellit inlay on one side • with stellit inlay on both sides

CUTTING EQUIPMENTS SUITING PRINZ SAWS:

| cross-cut saw | sprocket | guide bar sprocket side | cutting length | guide bar pulley side | pulley | groove |
|-----------------------|---|---|--|---|---|--------------|
| PC120 |  |  | 140 cm 150 cm 175 cm |  |  | 3 mm |
| TKS PROFICUT |  |  | 100 cm, 120 cm 150 cm, 170 cm 200 cm, 225 cm 250 cm |  |  | 2 mm 3 mm |
| DSH UMBAU MOBILCUT |  |  | 100 cm, 120 cm 150 cm, 170 cm 200 cm, 225 cm 250 cm |  |  | 2 mm 3 mm |
| RKS LOGSTAR |  |  | 100 cm, 120 cm 150 cm, 170 cm 200 cm, 225 cm 250 cm |  |  | 2 mm 3 mm |

CUTTING EQUIPMENTS SUITING OTHER SAWS:

| | | | | | | |
|-----------------|---|---|--|---|---|--------------|
| ES121 HOLTEC |  |  | 100 cm, 130 cm 160 cm, 190 cm 250 cm |  |  | 2 mm 3 mm |
|-----------------|---|---|--|---|---|--------------|


We offer about 300 different cutting equipments.
Contact us with your needs.

PRINZ RANGE OF GUIDE BARS EXPERT-LINE

Up to 30% more longevity!

These guide bars are perfectly suited to meet the highest requirements in the timber and round timber applications.

The running surfaces can be renewed several times and a special coating guarantees for an extreme longevity. Additionally, the running surfaces have excellent gliding properties for the chain and the special ground material guarantees the highest cut accuracy. Expert-Line guide bars offer up to 30% more longevity compared to other conventional guide bars.



Expert-Line guide bars can be mounted on PRINZ saws, Holtec and Storti.

PRINZ SERVICE AND ACCESSORIES

Our Service:

Guide bars can be re-used several times.

Our service team can refurbish your used guide-bars and make them new.

Also guide bars of other producers can be repaired.


✓ PRINZ- SPECIAL SAW-CHAIN OIL:

- obtainable in 100 and 150 viscosities
- for optimal protection of your bars and chains
- outstanding lubrication and adhesive power
- by using PRINZ special saw-chain oil, you achieve the highest degree of service life for your guide bars, chains, chain drive sprockets and pulleys
- obtainable in 5 L, 60 L and 210 L package



✓ PRINZ PEG EQUALIZING DEVICE:

PRINZ PEG is best suited for the optimal repair and maintenance of all guide bars. With the PEG, you extend your cutting equipments' service lives in a simple way. The guide bar's running surfaces are corrected and burr formation is ground off.



Errors and misprints excepted.



PRINZ GmbH & Co KG - Ofenlochstraße 23 - A-3382 Loosdorf
Phone +43 2754/ 6354 - Fax +43 2754/ 2239 - E-Mail info@prinz.at - Web www.prinz.at